

METROPOLITAN AIRPORT AUTHORITY OF ROCK ISLAND COUNTY, ILLINOIS  
MEETING NOTICE  
November 18, 2021

---

**COMMISSIONERS:**

CHAIRMAN	JODI FISK
VICE-CHAIRMAN	KURT DONNELLY
SECRETARY	JENNIFER RADLOFF
TREASURER	JAMES JANNES
COMMISSIONER	JOHN MCGREGOR
COMMISSIONER	RICHARD JOHN, JR.
COMMISSIONER	JOHN MALVIK
COMMISSIONER	RICHARD STONE

**STAFF:**

BENJAMIN LEISCHNER  
ANGELA BURCH  
JO JOHNSON-MEINEKE

The regular Meeting of the Board of Commissioners will be held at 8:00 a.m. on Thursday, November 18, 2021, at the Quad Cities International Airport, Moline, Illinois (refer to explanation below relating to remote attendance). If you have questions, please call 309-757-1732.

Remote Attendance Protocol (commonly referred to as the “COVID-19 Open Meeting Protocol”).

The meeting announced by this Notice will be conducted in accordance with the Airport’s COVID-19 Open Meeting Protocol. As a result, this Notice is issued in compliance with Governor J.B. Pritzker’s Disaster Proclamation and related Executive Orders and legislation, all in response to the Coronavirus Pandemic. The Proclamations, Executive Orders and legislation are collectively referred to as “Disaster Law”. Disaster Law (as supplemented by the finding of the Board Chairman) permits remote participation in accordance with the Illinois Open Meetings Act. *Therefore the Airport Authority intends to conduct a hybrid of live and virtual attendance* (the virtual platform is shown below as a part of this Notice). As to in-person attendees, additional requirements (including face coverings and social distancing) will be applied per guidance from the Illinois Department of Public Health. The Airport Authority appreciates cooperation with the conditions described in this Notice. During the course of the meeting, attendees are encouraged to promptly speak up (or call the number furnished in this Notice) if deficiencies in sound quality or signal delivery are detected. Instructions for meeting participation are available on the Airport’s website or by contacting the Airport’s administrative office at 309-757-1732. Public comments are accommodated through email in advance of the meeting, addressed to Ben Leischner, [bleischner@qairport.com](mailto:bleischner@qairport.com).

1. Waiving of the reading and approval of the minutes of the Monthly Board Meeting and Executive Session held on October 19, 2021. **EXHIBIT A**
2. Receipt and reading of Petitions or communications to the Board.
3. Director’s Update.
4. Report of Officers and Standing Committees:
  - (a) Presentation and approval of the Treasurer’s Report for October, 2021. **EXHIBIT B**

- (b) MAA Financial Statements for October, 2021.
- (c) LLC Financial and Activity Statements for October, 2021.
- (d) Activity Summary for October, 2021.
- (e) Update on airport projects/construction.
- (f) Board bills.

**EXHIBIT C**  
**EXHIBIT D**  
**EXHIBIT E**  
**EXHIBIT F**  
**EXHIBIT G**

- 5. Accept and **approve** the Annual Treasurer's Report for publication.

**EXHIBIT H**  
**& MEMO**

- 6. Consider and **adopt** an Ordinance to abate the extension of 2021 taxes for the purpose of Bond Payment and Interest: Bond Issue dated September 17, 2020.

**EXHIBIT I**

- 7. **Ratify** acceptance of the FAA Airport Improvement Program grant award in the amount of \$10,043,247 to fund the Realign Taxiway Alpha project.

**MEMO**

- 8. Executive Session pursuant to 5ILCS 120/2(c) (1,2,5,6,8 and 11) personnel, collective bargaining, property acquisition, lease pricing, security and pending or imminent litigation.

- 9. Approval of actions arising from Closed Session.

Adjournment.

Very truly yours,



Benjamin Leischner  
For Jennifer Radloff, Secretary

**Attend from your computer, tablet or smartphone.**

<https://global.gotomeeting.com/join/331777293>

**You can also dial in using your phone.**

+1 (872) 240-3212

**Access Code:** [331-777-293](https://global.gotomeeting.com/join/331777293)

**New to GoToMeeting? Get the app now and be ready when your first meeting starts:**

<https://global.gotomeeting.com/install/331777293>

METROPOLITAN AIRPORT AUTHORITY OF ROCK ISLAND COUNTY, ILLINOIS  
MINUTES  
BOARD OF COMMISSIONERS  
October 19, 2021

---

The Board of Commissioners of the Metropolitan Airport Authority of Rock Island County, Illinois, held its regular monthly meeting on October 19, 2021, pursuant to bylaws and meeting notice previously posted, with a live-feed to the MAA Conference Room to comply with Governor Pritzker’s Proclamations and Executive Orders regarding Public Meetings in response to the coronavirus pandemic.

Commissioners:

PRESENT: Chairperson Jodi Fisk, Kurt Donnelly, Jennifer Radloff,  
James Jannes, John Malvik, John McGregor, Richard Stone  
Richard John, Jr.

ABSENT: None.

Others Present in Terminal Conference Room:

Benjamin Leischner, Executive Director  
Angela Burch, Director of Finance  
Jo Johnson-Meineke, Dir of HR & Risk Mgmt.  
Ashleigh Davis, PR and Marketing Manager  
Jeff Swan, Public Safety Chief  
Roger Strandlund, Legal Counsel  
Brooke Rutledge, Executive Assistant  
Betsy Kaiser, Accounting Manager  
Travis Strait, CMT

Also Present by “GoToMeeting”:

Richard John, Jr., Commissioner; Marlin Jackson, Airport Facilities Manager; Kevin Larson, Airport Facilities Supervisor

Chairman Fisk called the meeting to order at 8:00 a.m.

1. Motion by Commissioner Radloff, Second by Commissioner Malvik, for the Minutes of the Monthly Board Meeting and Executive Session held on September 21, 2021 to be approved. Roll Call: Ayes – Commissioners Stone, Malvik, John, McGregor, Jannes, Radloff, Donnelly, Fisk. Nays-None. Absent – None. Motion carried.
2. There were no petitions or communications to the Board.
3. Benjamin Leischner presented the Director’s Update. Mr. Leischner began with an overview of a recent conference meeting with an Airport airline partner, Allegiant. He noted that of four existing air carriers at the Airport, Allegiant was the quickest to recover from the COVID induced downturn. Mr. Leischner expressed his pleasure with the Girls in Aviation Day hosted on September 25, 2021 at the Airport. He stated the event was a success with more than 200 visitors and overwhelmingly positive feedback. He concluded his update by noting his excitement in growing the event next year. A copy of the written version of Mr. Leischner’s Director’s Update was placed on file.
4. Report of Officers and Standing Committees:

- a. Angela Burch, Director of Finance, reviewed the Treasurer's Report for September 2021. The report depicts an overall healthy cash position at \$29.7 million, an increase of \$700,000 from the month of August. She attributed the increase to roughly \$400,000 submitted in grant reimbursements and a decrease in construction cash outflows during the month of September compared to the month of August. Motion by Commissioner Donnelly, Second by Commissioner Radloff for the Treasurer's Report to be approved. Roll Call: Ayes – Commissioners Stone, Malvik, John, McGregor, Jannes, Radloff, Donnelly, Fisk. Nays – None. Absent – None. Motion carried.
  - b. and c. The September 2021 Metropolitan Airport Authority Financial Statements and LLC Financial and Activity Statements were placed on file. Her report for the MAA presented a positive net income of \$1.65 million year-to-date. She attributed the significant increase in net income over the month of August to increased activity and State reimbursements for the Boarding Bridge Project during the month of September. She ended her report noting operating revenue was up 34% over FY20.  
  
Ms. Burch's report included the observation of the LLC having a profit of \$2,000 during the month of September. She attributed the profit over the month of August to Western Illinois charter activity, cargo activity, and fuel sales. Benjamin Leischner ended the report emphasizing the importance of the Airport offering competitive fuel prices and its impact on increased activity.
  - d. The Airport Activity Summary for September 2021 was placed on file. Mr. Leischner reported total passengers were down 21% compared to September 2019. Allegiant was up 2% compared to September 2019. He noted that September has historically been the slowest month for Allegiant due to a decrease in leisure travel. He ended the report stating the Airport will continue working on strategies to acquire additional service routes. The report was placed on file.
  - e. Benjamin Leischner reviewed the Airport projects and construction report. Highlights of Mr. Leischner's review are noted in these Minutes. Runway 27 RSA Grading and Draining is complete at 100%. Passenger Boarding Bridges Replacement is 70% complete. CMT has completed 45% design work for the Shorten Runway 5/23 project. The report was placed on file.
  - f. The report of bills paid in September was presented. Chairman Fisk stated the bills were approved by either the Board, Purchasing Committee or are under the dollar limit as established in the Airport Authority's Purchasing Policy. The report was placed on file.
5. Ashleigh Davis, Public Relations and Marketing Manager, gave her quarterly marketing update. Ms. Davis expressed her pleasure that in working with MindFire Communications, the Airport now has a new analytics tool to streamline reporting. She provided a summary of activities completed within the quarter, such as a strategic planning process to create a marketing plan and budget for FY22, development of a marketing metrics dashboard for KPI tracking, development of a business campaign revitalizing Airport presence on LinkedIn, and development of a community sponsorship matrix to evaluate and prioritize sponsorship requests. She ended her update with a preview of the holiday campaign, which highlights why traveling out of the Quad Cities International Airport is a stress-free option.
  6. Chairperson Fisk noted the memo regarding the purchase of property located at 6908 53<sup>rd</sup> St., Milan, Illinois in the amount of \$126,000.00. Mr. Leischner informed the Board that this property acquisition aligns with the Airport's ALP for future aeronautical space. Motion by Commissioner Malvik\*, second by Commissioner Jannes to approve. Roll Call: Ayes – Commissioners Malvik, John, McGregor, Jannes, Donnelly, Radloff, Stone, Fisk. Nays – None. Absent – None. Motion carried.

7. Chairperson Fisk noted the memo regarding a license agreement with Gett Industries, Ltd. For Lot 4 of QC Industrial Airpark including current improvements/structures. Motion by Commissioner Donnelly\*, second by Commissioner Stone to approve. Roll Call: Ayes – Commissioners Malvik, John, McGregor, Jannes, Donnelly, Radloff, Stone, Fisk. Nays – None. Absent – None. Motion carried.
8. Chairperson Fisk noted the memo regarding adopting an ordinance updating the Airport's Minimum Standards for Commercial Activity. Mr. Leischner informed the Board that the Airport last updated the standards in 1978. He stated the current standards create a barrier of entry to provide aeronautical services and does not align with Airport growth and engagement strategies. The updated standards reduce the threshold required for providing aeronautical services at the Airport. Motion by Commissioner Stone\*, second by Commissioner Radloff to approve. Roll Call: Ayes – Commissioners Malvik, John, McGregor, Jannes, Donnelly, Radloff, Stone, Fisk. Nays – None. Absent – None. Motion carried.
9. At 9:04 a.m., Chairperson Fisk invited board members to adjourn into Executive Session for the purpose of discussing personnel, collective bargaining, property acquisition, lease pricing, security, and pending or imminent litigation under the legal finding/factual basis supporting the application of exceptions to the Open Meetings Act; 5 ILCS 120/2(c) (1, 2, 5, 6, 8, and 11). Motion by Commissioner John, second by Commissioner Radloff, to conduct the meeting in Executive Session. Roll Call: Ayes – Commissioners Malvik, John, McGregor, Jannes, Donnelly, Radloff, Stone, Fisk. Nays – None. Absent – None. Motion carried.

Attending the Closed Session were the Board Commissioners, Benjamin Leischner, Angela Burch, Jo Johnson-Meineke, Ashleigh Davis, Brooke Rutledge and Roger Strandlund.

At 9:39 a.m., Motion by Commissioner Malvik, second by Commissioner Donnelly, to return to open session. Roll Call: Ayes – Commissioners Malvik, John, McGregor, Jannes, Donnelly, Radloff, Stone, Fisk. Nays – None. Absent – None. Motion carried.

No formal action was taken.

Being no further business, motion by Commissioner Donnelly, second by Commissioner Stone, to adjourn the meeting at 9:40 a.m. Motion carried unanimously and the meeting was concluded.

Very truly yours,



Benjamin Leischner, Assistant Secretary  
For: Jennifer Radloff, Secretary

*\*Motion to adopt the Airport staff recommendation as findings, with such recommendation being approved. As part of the Motion, the Airport Executive Director is authorized to execute all documents related to the approved transaction subject to compliance with all applicable regulatory authority and approval of Airport legal counsel.*

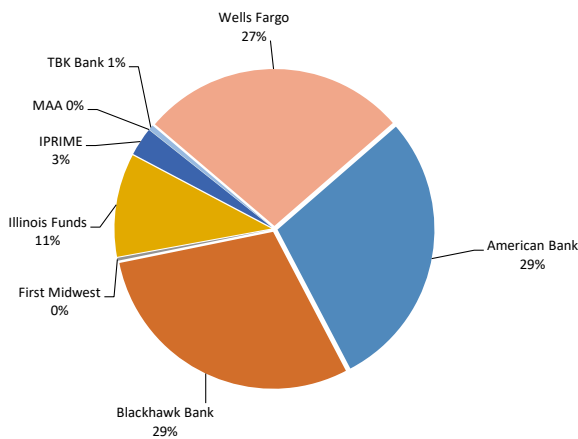
October-21

**TREASURER'S REPORT**  
**METROPOLITAN AIRPORT AUTHORITY OF ROCK ISLAND, IL**  
**MONTHLY CASH AND INVESTMENT ACTIVITY AND INTEREST EARNED FYTD**

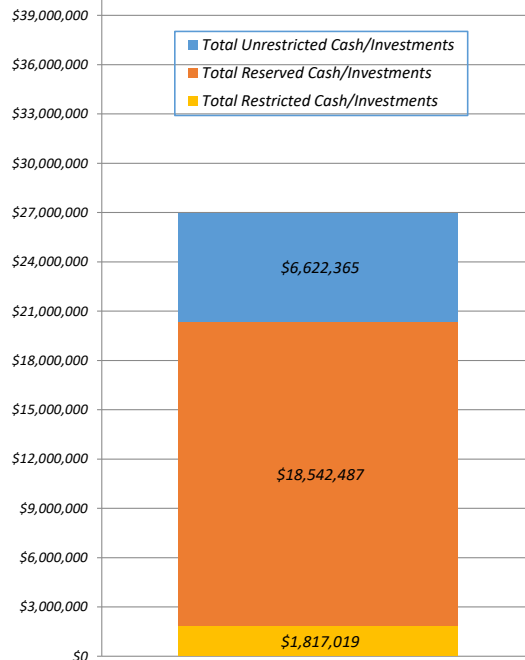
Account	Institution	Purpose	Cash/Invest.			Cash/Invest.	Income Earned FYTD
			Beginning	Increases	Decreases	Ending	
<b>UNRESTRICTED CASH/INVESTMENTS</b>							
101 - Cash on Hand - Petty Cash	MAA	Petty Cash	\$ 325	\$ -	\$ -	\$ 325	\$ -
102 - Cash on Hand - Parking Lot Change	MAA	P Lot Change	2,450	-	-	2,450	-
104 - Checking - Parking Lot	TBK Bank	Track Parking Lot Tranx	247,882	196,239	299,061	145,060	-
105 - Checking/Repurchase Agreement - Operating	Wells Fargo	Main Operating Acct	7,111,382	929,610	2,354,951	5,686,041	-
107 - Checking - Payroll	TBK Bank	Payroll Acct	-	294,083	295,942	(1,859)	-
113-000 - Money Market Investment Pool	IPRIME	Operating Reserves	790,335	13	-	790,348	60
<b>Total Unrestricted Cash/Investments</b>			<b>\$ 8,152,374</b>	<b>\$ 1,419,945</b>	<b>\$ 2,949,954</b>	<b>\$ 6,622,365</b>	<b>\$ 60</b>
<b>RESERVED CASH/INVESTMENTS</b>							
112 - Checking - Flexible Spending	Wells Fargo	FSA Claims	\$ 4,576	\$ -	\$ 202	\$ 4,374	\$ -
132 - CD - Reserved LUST Fund	American Bk	Statutorily Required	20,000	-	-	20,000	-
132 - CD's	American Bk	Operating Reserves	7,689,838	-	-	7,689,838	7,016
133 - Money Market - Property & Replacement Tax	Illinois Funds	Air Service Incentives	2,712,507	156,323	-	2,868,830	198
137 - Money Market - Property & Replacement Tax	Blackhawk Bk	Operating Reserves	1,215,808	194	-	1,216,002	1,016
138 - CD's - Property & Replacement Tax	Blackhawk Bk	Operating Reserves	6,743,443	-	-	6,743,443	30,236
<b>Total Reserved Cash/Investments</b>			<b>\$ 18,386,172</b>	<b>\$ 156,517</b>	<b>\$ 202</b>	<b>\$ 18,542,487</b>	<b>\$ 38,466</b>
<b>RESTRICTED CASH/INVESTMENTS</b>							
<b>CFC &amp; PFC PROJECTS/DEBT SERVICE</b>							
120 - CD - Collateral for Purchasing Card Program	Wells Fargo	Collateral P-Card	\$ 150,015	\$ -	\$ -	\$ 150,015	\$ -
127 - Checking-Cash-Restr (105) Series 2020 - P/I	Wells Fargo	Pays 2020 Series Bonds	822,000	-	-	822,000	-
109/126 - Checking-PFC (109) Series 2010B- P/I	First Midwest	Pays 2010B/2020 Bonds	1,209,586	89,719	1,220,097	79,208	72
134 - Money Market - CFC	American Bk	Track CFC dollars	61,062	16,215	42,000	35,277	67
136 - Government Money Market	Wells Fargo	2010 Bond Proceeds	918,089	8	187,578	730,519	29
136 - Investments - Corporate Bonds	Wells Fargo	2010 Bond Proceeds	-	-	-	-	8,137
<b>Total Restricted Cash/Investments</b>			<b>\$ 3,160,752</b>	<b>\$ 105,942</b>	<b>\$ 1,449,675</b>	<b>\$ 1,817,019</b>	<b>\$ 8,305</b>
<b>TOTALS</b>			<b>\$ 29,699,298</b>	<b>\$ 1,682,404</b>	<b>\$ 4,399,831</b>	<b>\$ 26,981,871</b>	<b>\$ 46,831</b>

GOALS	Source	Balance	Goal Amount	Over (Under) Goal
Cash Management Goal: \$12,000,000	Unrestricted Cash/Investments	\$6,622,365		
	Reserved Cash/Investments	\$18,542,487		
		\$25,164,852	\$12,000,000	\$13,164,852

Summary by Institution



Unrestricted, Reserved, Restricted -CFC/PFC/Debt Balances



**Metropolitan Airport Authority of Rock Island County, Illinois**  
**Statement of Net Assets**  
**October 31, 2021**

	October Fiscal 2022	October Fiscal 2021	Fiscal Year End 2021
<b>ASSETS</b>			
<b>Current assets:</b>			
Cash and investments	25,164,852	19,114,666	25,129,495
Receivables:			
Property taxes	1,663,799	1,684,579	1,663,799
Replacement taxes	93,787	51,303	93,787
Due from other government	4,104,908	5,377,945	1,778,504
Accrued interest receivable	21,222	38,660	24,558
Rents and fees	518,880	400,559	867,172
Prepaid expenses	613,067	625,982	154,944
Restricted receivable, pass and cust fac chgs	272,612	140,092	229,790
<b>Total current assets</b>	<b>32,453,127</b>	<b>27,433,786</b>	<b>29,942,049</b>
<b>Noncurrent assets:</b>			
Land, land reclamation and improvements	19,129,419	19,107,571	19,129,419
Buildings and structures	63,304,719	62,696,057	63,304,719
Runways, lighting and roads	157,782,012	151,795,735	157,782,012
Machinery and equipment	13,118,861	13,156,856	13,118,863
Intangibles	152,578	152,578	152,578
Construction in progress	2,202,343	5,640,805	793,199
	255,689,932	252,549,602	254,280,790
Less accumulated depreciation	162,247,867	155,345,074	159,745,124
	93,442,065	97,204,528	94,535,666
Restricted cash	1,817,019	1,889,994	2,865,954
Net pension asset	1,582,241	-	1,582,241
Investment in subsidiary	966,981	560,136	966,981
<b>Total noncurrent assets</b>	<b>97,808,306</b>	<b>99,654,658</b>	<b>99,950,842</b>
<b>Total assets</b>	<b>130,261,433</b>	<b>127,088,444</b>	<b>129,892,891</b>
<b>Deferred outflow of resources:</b>			
Pension related	694,784	842,378	694,784
Other Postemployment Benefits	17,934	14,396	17,934
<b>Total deferred outflows of resources</b>	<b>712,718</b>	<b>856,774</b>	<b>712,718</b>
<b>Total assets and deferred outflows</b>	<b>130,974,151</b>	<b>127,945,218</b>	<b>130,605,609</b>
<b>LIABILITIES</b>			
<b>Current liabilities:</b>			
Current portion, bond payable	325,000	1,140,000	1,140,000
Current portion, bank loan	486,909	476,515	486,909
Current portion, capital lease	2,830	10,825	2,829
Accounts payable	157,695	948,452	1,136,289
Accrued compensated absences	250,285	232,471	250,285
Accrued salaries and wages	164,482	147,652	160,469
Accrued interest	-	-	44,613
Unearned revenue	286,393	268,995	387,271
Claims payable	15,000	10,000	15,000
Other, primarily deposits	8,353	7,314	8,161
<b>Total current liabilities</b>	<b>1,696,947</b>	<b>3,242,224</b>	<b>3,631,826</b>
<b>Noncurrent liabilities:</b>			
Bond payable, including bond premium	13,683,895	14,209,237	14,008,895
Bank loan	557,225	1,050,349	718,039
Capital lease payable	-	2,830	-
Net Pension Liability	-	651,433	-
Other post employment benefits	188,441	180,863	188,441
<b>Total noncurrent liabilities</b>	<b>14,429,561</b>	<b>16,094,712</b>	<b>14,915,375</b>
<b>Total liabilities</b>	<b>16,126,508</b>	<b>19,336,936</b>	<b>18,547,201</b>
<b>Deferred inflow of resources:</b>			
Property taxes	731,500	731,500	731,500
Pension related	2,463,062	1,348,609	2,463,062
Other postemployment benefits	80,184	89,311	80,184
<b>Total Deferred Inflow of Resources</b>	<b>3,274,746</b>	<b>2,169,420</b>	<b>3,274,746</b>
<b>NET POSITION</b>			
Invested in capital assets, net of related debt	79,116,725	81,246,616	79,088,929
Restricted for airport facilities	1,359,112	1,098,242	2,185,809
Unrestricted	31,097,060	24,094,004	27,508,924
<b>Total net position</b>	<b>111,572,897</b>	<b>106,438,862</b>	<b>108,783,662</b>
<b>Total liabilities, deferred inflows, &amp; net position</b>	<b>130,974,151</b>	<b>127,945,218</b>	<b>130,605,609</b>

**Metropolitan Airport Authority of Rock Island County, Illinois**  
**Statement of Revenues, Expenses, and Changes in Net Assets**  
**For the Four Months Ended October 31, 2021**

	<b>October FY2022</b>	<b>October FY2021</b>	<b>YTD FY2022</b>	<b>YTD FY2021</b>	<b>Yearend FY2021</b>
<b>Operating revenues:</b>					
Airline terminal complex	\$295,120	\$250,669	\$1,213,986	\$988,202	\$2,892,851
Parking lot	197,737	86,923	687,014	278,941	1,234,457
Aeronautical facilities	205,643	170,550	765,240	630,700	1,940,138
General aviation, commercial, industrial	84,848	67,768	403,019	351,157	1,117,338
General activities, utilities and other	63,633	62,606	263,600	254,644	745,991
<b>Total operating revenues</b>	<b>846,981</b>	<b>638,516</b>	<b>3,332,859</b>	<b>2,503,644</b>	<b>7,930,775</b>
<b>Operating expenses:</b>					
Salaries and wages	445,451	424,928	1,376,893	1,293,549	3,843,523
Employee benefits and payroll taxes income, \$600,000 for year end FY2021	76,964	78,059	236,217	245,908	(270,565)
Maintenance and repairs	125,822	89,939	395,847	275,431	1,214,613
Insurance	80,748	86,992	316,739	308,163	914,757
Public Relations and Advertising	28,637	30,375	73,340	84,699	315,242
Labor Purchases and Services	83,952	74,656	332,605	326,351	1,086,457
Heat, Light, and Power	49,302	31,977	213,257	181,283	527,735
Other expenses	75,551	72,402	320,068	344,449	897,160
Depreciation	624,913	618,752	2,502,742	2,474,465	7,517,925
<b>Total operating expenses</b>	<b>1,591,340</b>	<b>1,508,080</b>	<b>5,767,708</b>	<b>5,534,298</b>	<b>16,046,847</b>
<b>Operating income (loss)</b>	<b>(744,359)</b>	<b>(869,564)</b>	<b>(2,434,849)</b>	<b>(3,030,654)</b>	<b>(8,116,072)</b>
<b>Nonoperating revenues (expenses):</b>					
Passenger facility charges	110,000	58,458	390,697	181,016	791,503
Customer facility charges	45,000	27,085	170,576	108,828	305,652
Property taxes	29,609	41,416	637,687	666,277	1,488,395
Replacement property taxes	156,262	48,061	261,975	137,275	501,307
Intergovernmental	406,143	339,901	1,624,657	1,392,762	5,285,797
Investment and other income	8,701	30,534	46,831	88,911	193,104
Interest, bond issuance, and amortization expense	(46,084)	(110,696)	(186,337)	(576,830)	(723,070)
(Loss) gain on disposal of capital assets	-	-	50	-	13,750
Intercompany revenue (expense)	15,683	14,025	74,420	85,207	651,882
<b>Total nonoperating revenues (expenses)</b>	<b>725,314</b>	<b>448,784</b>	<b>3,020,556</b>	<b>2,083,446</b>	<b>8,508,320</b>
Capital grants and contributions	694,042	225,310	2,203,528	2,058,076	3,063,420
<b>Change in net position</b>	<b>674,997</b>	<b>(195,470)</b>	<b>2,789,235</b>	<b>1,110,868</b>	<b>3,455,668</b>
<b>Net position, beginning of period</b>	<b>110,897,900</b>	<b>106,634,332</b>	<b>108,783,662</b>	<b>105,327,994</b>	<b>105,327,994</b>
<b>Net position, end of period</b>	<b>111,572,897</b>	<b>106,438,862</b>	<b>111,572,897</b>	<b>106,438,862</b>	<b>108,783,662</b>



**QCIA Airport Services, LLC**  
**For the Four Months Ended October 31, 2021**

	October FY2022	October FY2021	YTD FY2022	YTD FY2021	FYE 2021
<b>Balance Sheet</b>					
<b>ASSETS</b>					
Cash - operating & FSA			\$ 694,429	\$ 509,809	\$ 842,519
Accounts receivable, net of allowance			108,353	72,097	114,142
Prepaid items			61,889	59,299	-
Inventory:					
Fuel-Jet A			7,069	8,273	32,123
Fuel-Avgas			27,761	25,300	25,869
Machinery & equipment			711,021	711,021	711,021
Leasehold improvement			369,939	369,939	369,939
Accumulated depreciation (all)			(904,960)	(871,960)	(893,960)
<b>Total assets</b>			<b>\$ 1,075,501</b>	<b>\$ 883,778</b>	<b>\$ 1,201,653</b>
Deferred outflow of resources, other postemployment benefits			2,680	2,151	2,680
<b>Total assets and deferred outflows</b>			<b>\$ 1,078,181</b>	<b>\$ 885,929</b>	<b>\$ 1,204,333</b>
<b>LIABILITIES</b>					
<b>Current liabilities</b>					
Accounts payable			32,515	18,931	83,388
Accrued payroll			40,339	29,686	44,534
Accrued absences			44,234	41,869	44,234
Unearned revenue			-	-	25,000
Claims payable			-	5,000	-
<b>Total current liabilities</b>			<b>117,088</b>	<b>95,486</b>	<b>197,156</b>
Noncurrent liabilities, other postemployment benefits			28,215	27,083	28,215
<b>Total liabilities</b>			<b>145,303</b>	<b>122,569</b>	<b>225,371</b>
Deferred inflow of resources, other postemployment benefits			11,981	13,345	11,981
Net income			(46,084)	189,879	406,845
Member equity			966,981	560,136	560,136
<b>Total liabilities, deferred inflows &amp; member equity</b>			<b>\$ 1,078,181</b>	<b>\$ 885,929</b>	<b>\$ 1,204,333</b>
<b>Income Statement</b>					
<b>Operating Revenue</b>					
Refueling hook-up fees ( \$45 / hookup)	21,420	13,230	79,920	54,495	162,045
Fuel Sales:					
Fuel for resale - Jet A	18,081	5,135	108,945	9,969	100,497
Fuel for resale - Avgas	11,125	7,605	57,083	39,181	93,766
Deicer sales	-	-	-	-	66,005
Ground handling - charters	2,590	-	15,290	-	13,249
Ground handling - cargo	1,500	1,500	18,220	2,200	34,285
Ground handling - regularly scheduled	14,350	12,600	37,450	36,750	147,350
Passenger services	31,350	30,678	139,972	143,213	400,533
Airline equipment repair - GSE	3,455	1,003	22,979	21,812	60,872
Miscellaneous contracted services	3,990	1,995	13,573	8,845	26,485
Fueling O&M service fee	25,000	25,000	100,000	100,000	300,000
Other operating revenue	1,560	2,520	7,820	6,261	28,012
<b>Total operating revenue</b>	<b>\$ 134,421</b>	<b>\$ 101,266</b>	<b>\$ 601,252</b>	<b>\$ 422,726</b>	<b>\$ 1,433,099</b>
<b>Operating Expenses</b>					
Salaries & wages	73,787	63,855	277,709	257,019	810,137
Employee benefits (ICMA, taxes, wellness program)	6,886	9,646	30,674	32,706	98,260
Maintenance and repairs	5,415	1,631	13,520	5,400	32,265
Rent	6,419	6,419	25,677	25,677	77,030
Fuel:					
Fuel for resale - Jet A	12,248	2,749	65,067	5,570	69,706
Fuel for resale - Avgas	11,016	6,762	56,922	35,761	89,070
Fuel for equipment	3,532	1,281	6,813	2,278	12,654
Insurance - health	11,702	9,820	47,621	42,606	118,138
Insurance - workers compensation, unemployment, liability & other	7,490	7,059	29,935	28,180	76,860
Labor purchases and services	2,240	3,898	14,240	12,578	35,728
Inter-company management fee	13,443	10,127	60,128	72,762	209,309
Other expenses	2,881	1,931	8,056	6,346	24,084
Depreciation - operating assets	2,750	2,750	11,000	11,000	33,000
<b>Total operating expenses</b>	<b>\$ 159,809</b>	<b>\$ 127,928</b>	<b>\$ 647,362</b>	<b>\$ 537,883</b>	<b>\$ 1,686,241</b>
<b>Operating Income (Loss)</b>	<b>\$ (25,388)</b>	<b>\$ (26,662)</b>	<b>\$ (46,110)</b>	<b>\$ (115,157)</b>	<b>\$ (253,142)</b>
<b>Non-Operating Items</b>					
Intergovernmental	-	-	-	305,019	659,926
Interest income on investments	6	5	26	17	61
<b>Total Nonoperating revenues (expenses)</b>	<b>\$ 6</b>	<b>\$ 5</b>	<b>\$ 26</b>	<b>\$ 305,036</b>	<b>\$ 659,987</b>
<b>Change in net position</b>	<b>\$ (25,382)</b>	<b>\$ (26,657)</b>	<b>\$ (46,084)</b>	<b>\$ 189,879</b>	<b>\$ 406,845</b>

**QCIA Airport Services, LLC**  
**For the Four Months Ended October 31, 2021**

<b>Income Statement</b>	<b>FYTD 22</b>			<b>FYTD 21</b>			<b>FYE 21</b>		
<b>Operating Revenue</b>	<b>FYTD 22 Fueling</b>	<b>Ground Handling</b>	<b>FYTD 22 Total</b>	<b>FYTD 21 Fueling</b>	<b>Ground Handling</b>	<b>FYTD 21 Total</b>	<b>FYE 21 Fueling</b>	<b>Ground Handling</b>	<b>FYE 21 Total</b>
Refueling Hook-up Fees (\$45 / hookup)	79,920	-	79,920	54,495	-	54,495	162,045	-	162,045
Fuel Sales:									
Fuel for resale - Jet A	108,945	-	108,945	9,969	-	9,969	100,497	-	100,497
Fuel for resale - Avgas	57,083	-	57,083	39,181	-	39,181	93,766	-	93,766
Deicer Sales	-	-	-	-	-	-	-	66,005	66,005
Ground Handling - Charters	-	15,290	15,290	-	-	-	-	13,249	13,249
Ground Handling - Cargo	-	18,220	18,220	-	2,200	2,200	-	34,285	34,285
Ground Handling - Regularly Scheduled	-	37,450	37,450	-	36,750	36,750	-	147,350	147,350
Passenger services	-	139,972	139,972	-	143,213	143,213	-	400,533	400,533
Airline equipment repair - GSE	-	22,979	22,979	-	21,812	21,812	-	60,872	60,872
Miscellaneous Contracted Services	-	13,573	13,573	-	8,845	8,845	-	26,485	26,485
Fueling O&M Service Fee	100,000	-	100,000	100,000	-	100,000	300,000	-	300,000
Other Operating Revenue	50	7,770	7,820	-	6,261	6,261	400	27,612	28,012
<b>Total Operating Revenue</b>	<b>345,998</b>	<b>255,254</b>	<b>601,252</b>	<b>203,645</b>	<b>219,081</b>	<b>422,726</b>	<b>656,708</b>	<b>776,391</b>	<b>1,433,099</b>
<b>Operating Expenses</b>									
Salaries & Wages	106,010	171,699	277,709	96,066	160,953	257,019	300,407	509,730	810,137
Employee Benefits (ICMA, Taxes, Wellness Program)	11,830	18,844	30,674	12,267	20,439	32,706	36,598	61,662	98,260
Maintenance and Repairs	6,233	7,287	13,520	3,326	2,074	5,400	9,596	22,669	32,265
Rent	-	25,677	25,677	-	25,677	25,677	-	77,030	77,030
Fuel:									
Fuel for resale - Jet A	65,067	-	65,067	5,570	-	5,570	69,706	-	69,706
Fuel for resale - Avgas	56,922	-	56,922	35,761	-	35,761	89,070	-	89,070
Fuel for equipment	3,516	3,297	6,813	1,199	1,079	2,278	5,545	7,109	12,654
Insurance - Health	18,178	29,443	47,621	15,925	26,681	42,606	43,807	74,331	118,138
Insurance - Workers Comp, Unemployment, Liability, & Other	11,427	18,508	29,935	10,533	17,647	28,180	28,500	48,360	76,860
Labor purchases and services	-	14,240	14,240	-	12,578	12,578	-	35,728	35,728
Inter-Company Management Fee	34,601	25,527	60,128	35,610	37,152	72,762	98,671	110,638	209,309
Other expenses	4,146	3,910	8,056	4,398	1,948	6,346	14,348	9,736	24,084
Depreciation - Operating Assets	11,000	-	11,000	11,000	-	11,000	33,000	-	33,000
<b>Total Operating Expenses</b>	<b>328,930</b>	<b>318,432</b>	<b>647,362</b>	<b>231,655</b>	<b>306,228</b>	<b>537,883</b>	<b>729,248</b>	<b>956,993</b>	<b>1,686,241</b>
<b>Operating Income (Loss)</b>	<b>17,068</b>	<b>(63,178)</b>	<b>(46,110)</b>	<b>(28,010)</b>	<b>(87,147)</b>	<b>(115,157)</b>	<b>(72,540)</b>	<b>(180,602)</b>	<b>(253,142)</b>

**Signatory Carrier Activity -October 2021**

**FYTD 22 Gallons**

**FYTD 22 Hook-ups**

**FYE21 Gallons**

**FYE21 Hook-ups**

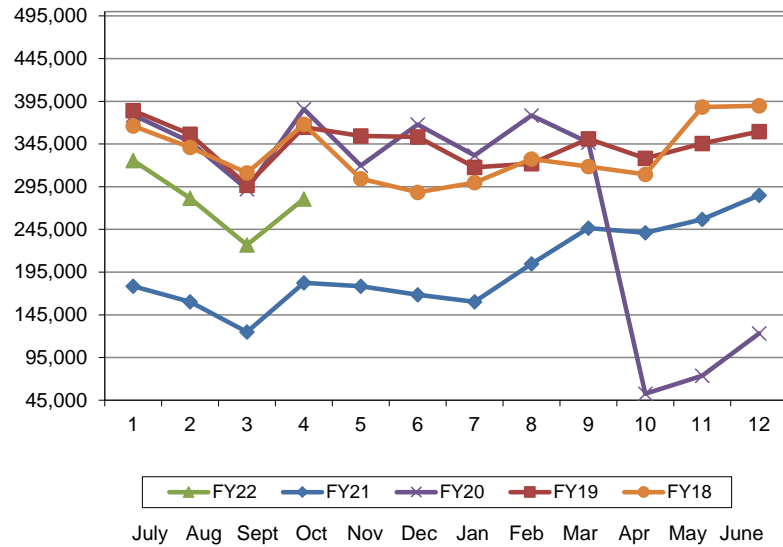
QCIAAS Into-Plane Gallons Pumped Activity

**1,114,687**

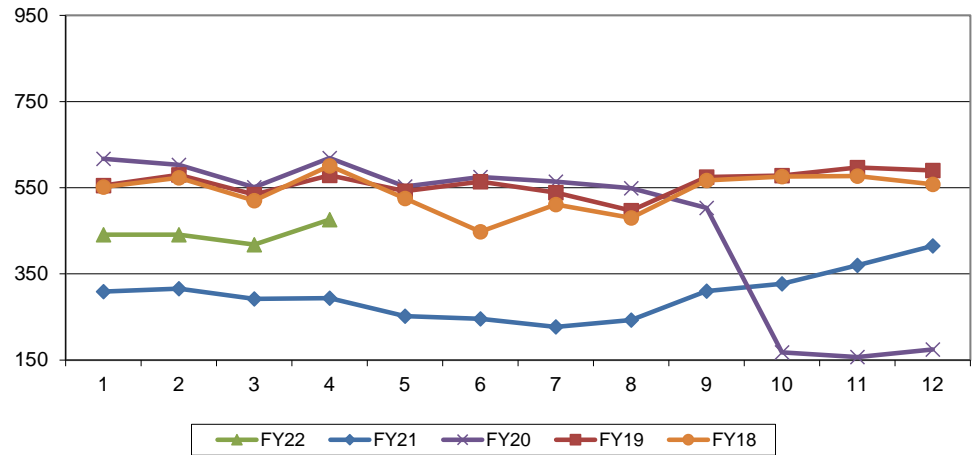
**1,776**

**2,387,508**

**3,601**



QCIAAS Aircraft Hook-Up Activity



**Gallons of fuel pumped for October 2021:** 280,671

Gallons of fuel pumped for October 2020: 182,549

Difference: 98,122

Percentage Change: 53.75%

**Hookups for October 2021:** 476

Hookups for October 2020: 294

Difference: 182

Percentage Change: 61.90%

AIRLINE PASSENGERS ENPLANED	October 2021	October 2019*	% OF CHANGE	FYTD 2021-22	CYTD 2021	CYTD 2019*	CYTD % CHANGE
Allegiant	6,209	5,925	5%	15,417	43,066	51,939	-17%
American	7,592	8,531	-11%	27,237	58,735	77,493	-24%
Delta	5,104	10,309	-50%	23,657	44,084	93,907	-53%
United	6,828	8,097	-16%	26,987	49,813	75,136	-34%
Charter	100	266	-62%	460	779	2,189	-64%
Non-Rev Passengers	391	425	-8%	1,455	3,179	4,500	-29%
<b>TOTAL ENPLANED</b>	<b>26,224</b>	<b>33,553</b>	<b>-22%</b>	<b>95,213</b>	<b>199,656</b>	<b>305,164</b>	<b>-35%</b>

AIRLINE PASSENGERS DEPLANED	October 2021	October 2019*	% OF CHANGE	FYTD 2021-22	CYTD 2021	CYTD 2019*	CYTD % CHANGE
Allegiant	5,393	5,070	6%	14,475	43,113	51,269	-16%
American	7,737	8,230	-6%	27,644	59,242	75,045	-21%
Delta	5,176	10,034	-48%	23,799	44,083	93,803	-53%
United	6,620	7,793	-15%	25,897	48,519	71,640	-32%
Charter	100	428	-77%	423	775	2,341	-67%
Non-Rev Passengers	373	464	-20%	1,423	3,158	4,473	-29%
<b>TOTAL DEPLANED</b>	<b>25,399</b>	<b>32,019</b>	<b>-21%</b>	<b>93,661</b>	<b>198,890</b>	<b>298,571</b>	<b>-33%</b>

<b>TOTAL PASSENGERS</b>	<b>51,623</b>	<b>65,572</b>	<b>-21%</b>	<b>188,874</b>	<b>398,546</b>	<b>603,735</b>	<b>-34%</b>
-------------------------	---------------	---------------	-------------	----------------	----------------	----------------	-------------

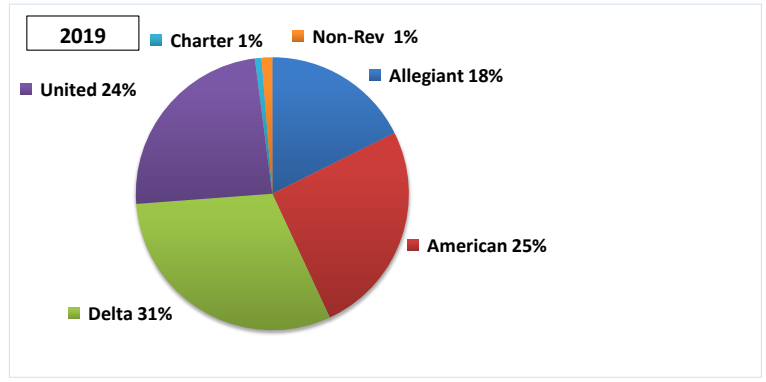
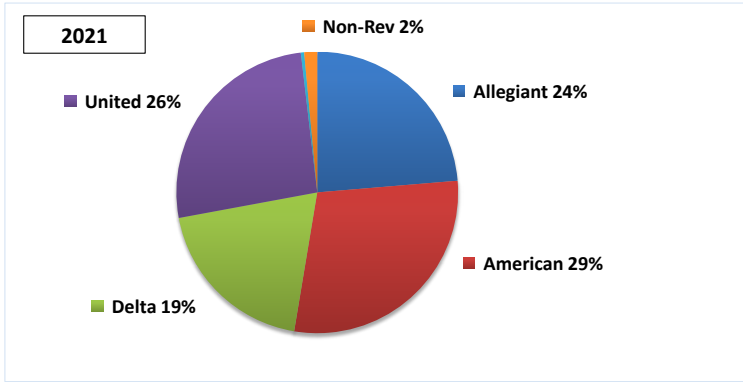
AIR FREIGHT ENPLANED (In U.S. Pounds)	October 2021	October 2019*	% OF CHANGE	FYTD 2021-22	CYTD 2021	CYTD 2019*	CYTD % CHANGE
Ameriflight	46,801	60,295	-22%	234,653	560,368	539,555	4%
American	555	94	490%	555	1,954	1,888	3%
Freight (LLC)	2,675	0	n/a	14,457	30,217	709	4162%
<b>TOTAL FREIGHT ENPLANED</b>	<b>50,031</b>	<b>60,389</b>	<b>-17%</b>	<b>249,665</b>	<b>592,539</b>	<b>542,152</b>	<b>9%</b>

AIR FREIGHT DEPLANED (In U.S. Pounds)	October 2021	October 2019*	% OF CHANGE	FYTD 2021-22	CYTD 2021	CYTD 2019*	CYTD % CHANGE
Ameriflight	38,636	36,246	7%	173,349	422,777	362,842	17%
American	890	356	150%	1,645	3,070	2,467	24%
Freight (LLC)	450	0	n/a	43,896	115,706	5,850	1878%
<b>TOTAL FREIGHT DEPLANED</b>	<b>39,976</b>	<b>36,602</b>	<b>9%</b>	<b>218,890</b>	<b>541,553</b>	<b>371,159</b>	<b>46%</b>

<b>TOTAL FREIGHT</b>	<b>90,007</b>	<b>96,991</b>	<b>-7%</b>	<b>468,555</b>	<b>1,134,092</b>	<b>913,311</b>	<b>24%</b>
----------------------	---------------	---------------	------------	----------------	------------------	----------------	------------

TOWER MOVEMENTS	October 2021	October 2019*	% OF CHANGE	FYTD 2021-22	CYTD 2021	CYTD 2019*	CYTD % CHANGE
<b>TOTAL TOWER MOVEMENTS</b>	<b>2,937</b>	<b>2,835</b>	<b>4%</b>	<b>12,099</b>	<b>25,144</b>	<b>29,440</b>	<b>-15%</b>

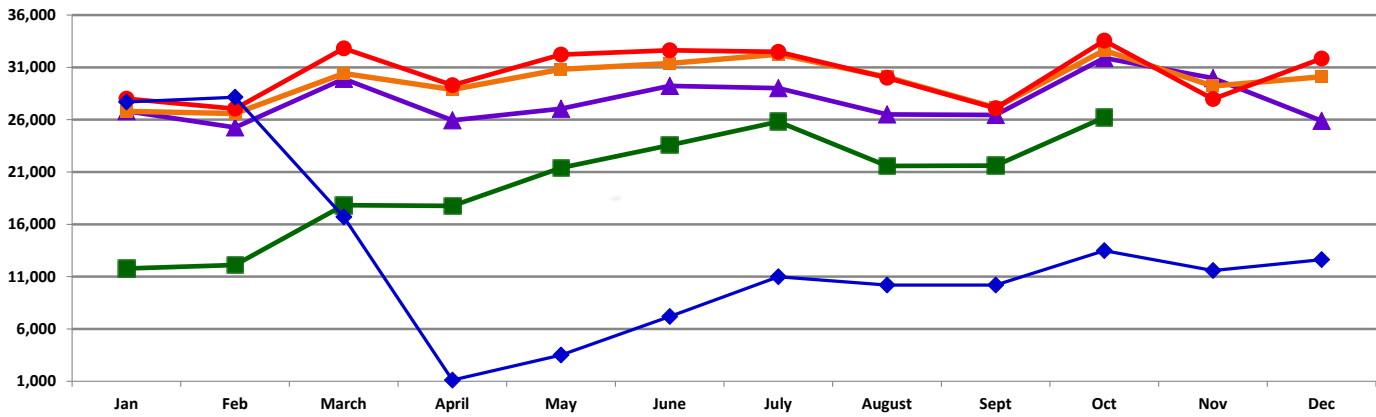
**Quad Cities International Airport Statistics**  
**October 2021 vs. October 2019**



*^percentages may vary due to rounding.*

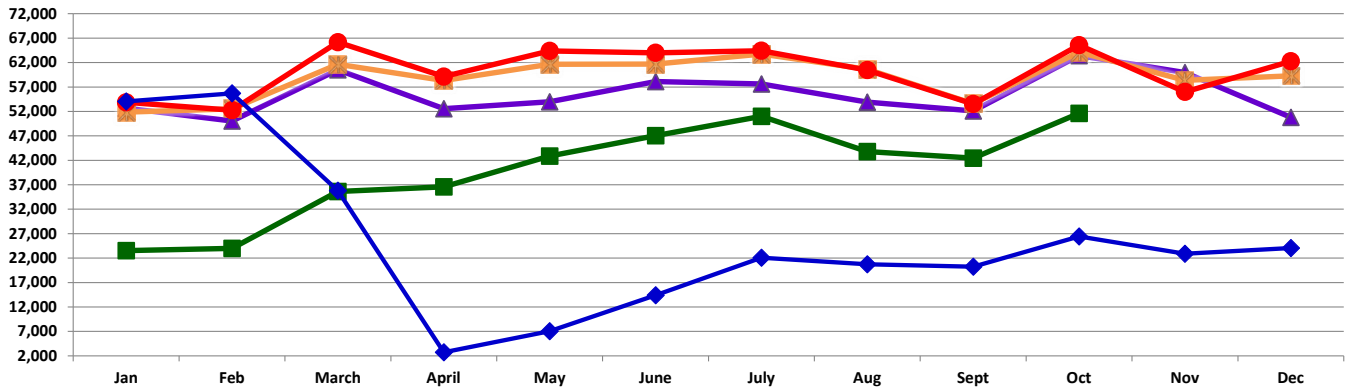
*^percentages may vary due to rounding.*

**Monthly Enplanements January Thru December, 2017 - 2021**



Year	Jan	Feb	March	April	May	June	July	August	Sept	Oct	Nov	Dec	Total
2017	26,824	25,258	29,913	25,943	27,056	29,228	29,013	26,508	26,459	31,897	29,979	25,897	333,975
2018	26,796	26,589	30,419	28,885	30,817	31,379	32,252	30,077	27,148	32,624	29,210	30,105	356,301
2019	28,001	27,045	32,821	29,295	32,222	32,639	32,485	30,013	27,090	33,553	27,979	31,848	364,991
2020	27,695	28,147	16,712	1,112	3,497	7,192	10,986	10,199	10,196	13,489	11,585	12,630	153,440
2021	11,778	12,119	17,823	17,764	21,396	23,563	25,804	21,579	21,606	26,224			199,656

**Total Monthly Passengers January Thru December 2017 - 2021**



Year	Jan	Feb	March	April	May	June	July	Aug	Sept	Oct	Nov	Dec	Total
2017	52,675	50,038	60,523	52,576	53,977	58,103	57,614	53,900	52,094	63,425	59,959	50,807	665,691
2018	51,862	52,534	61,657	58,339	61,651	61,700	63,748	60,610	53,595	64,127	58,373	59,274	707,470
2019	53,863	52,253	66,166	59,125	64,386	63,988	64,411	60,451	53,520	65,572	56,008	62,256	721,999
2020	54,033	55,694	35,802	2,734	7,068	14,390	22,088	20,735	20,224	26,415	22,910	24,056	306,149
2021	23,531	23,981	35,634	36,594	42,881	47,051	51,015	43,802	42,434	51,623			398,546

Metropolitan Airport Authority of Rock Island County, Illinois  
 Construction Status Report  
 Based on work complete as of October 31, 2021

Project Description	Contractor/Engineer	Original Contract Amount	Change Orders	Original Contract plus Change Orders	Original Local Share	Current Local Share	Change in Local Share	Paid to Date	% Paid To Date	% Work Complete To date	Estimated Substantial Completion Date
<b>Projects Partially or Completely Funded with Grants</b>											
Runway 27 RSA Grading and Drainage	CMT	\$664,100	\$0	\$664,100	\$33,205	\$33,205	\$0	\$608,009	100%	100%	November 2020
Remove and Replace Passenger Boarding Bridges	CMT	\$104,700	\$0	\$104,700	\$0	\$0	\$0	\$44,575	43%	85%	December 2021
Remove and Replace Passenger Boarding Bridges	JBT AeroTech Corporation	\$1,944,768	\$0	\$1,944,768	\$0	\$0	\$0	\$982,583	51%	90%	November 2021
Shorten Runway 5/23 and Realign Taxiway A	CMT	\$1,111,700	\$0	\$1,111,700	\$0	\$0	\$0	\$491,068	44%	45%	December 2022
Shorten Runway 5/23 and Realign Taxiway A	Valley Construction	\$8,814,524	\$0	\$8,814,524	\$0	\$0	\$0	\$0	0%	0%	December 2022
Shorten Runway 5/23 and Realign Taxiway A - Reimbursable Agreement	FAA	\$57,133	\$0	\$57,133	\$0	\$0	\$0	\$57,133	100%	10%	December 2022
<b>Total Projects In Process</b>		<b>\$12,696,925</b>	<b>\$0</b>	<b>\$12,696,925</b>	<b>\$33,205</b>	<b>\$33,205</b>	<b>\$0</b>	<b>\$2,183,368</b>			

**Metropolitan Airport Authority  
of Rock Island County, Illinois**

**Report of Bills to Board - October 2021**

Check Number	Vendor Check Name	Check Date	Description	Amount	Approved by
67559	AMERICAN AIRLINES	10/1/2021	Refund of duplicate payment on invoice	\$31,300.00	Executive Director
67564	BLUE CROSS BLUE SHIELD OF ILLINOIS	10/1/2021	October 2021 administrative fees & premiums for health insurance	\$65,862.17	Executive Director
67581	JBT AEROTECH CORPORATION	10/1/2021	Passenger Boarding Bridges	\$982,583.41	Board of Commissioners
67599	QCIA AIRPORT SERVICES	10/1/2021	Reimbursements for passenger services and part time dispatch labor	\$37,938.50	Executive Director
67602	REALGY LLC	10/1/2021	Utilities August 2021	\$28,976.60	Executive Director
1092	AMALGAMATED BANK OF CHICAGO	10/15/2021	Principal & interest on 2020 Series - GO Alternate Revenue Bonds (paid for with PFC funds)	\$572,300.00	Board of Commissioners
1303	BLACKHAWK BANK & TRUST	10/15/2021	October 2021 principal and interest-Rental Car QTA loan	\$42,000.00	Board of Commissioners
67624	BONNELL INDUSTRIES INC.	10/15/2021	Stellar hook lift system and supplemental equipment (dump body, v-box spreader, hydraulics, lighting, v-plow, hitch, and cab shield)	\$76,332.00	Board of Commissioners
67627	CALIFF & HARPER PC	10/15/2021	Legal services-retainer for October 2021	\$12,500.00	Board of Commissioners
67633	CRAWFORD, MURPHY, & TILLY, INC	10/15/2021	Runway 27 RSA Grading & Drainage, Passenger Boarding Bridge and Shorten Runway 5/23 & Realign Taxiway A	\$12,310.15	Board of Commissioners
67666	MIDAMERICAN ENERGY	10/15/2021	Utilities September 2021	\$14,144.73	Executive Director
67667	MINDFIRE COMMUNICATIONS	10/15/2021	Holiday travel campaign, Fall business campaign, ROI benchmarking & reporting, MLI insider employee spotlight, website maintenance, Taxslayer Center creative, and email support	\$11,507.92	Executive Director
67668	MOLO PETROLEUM, LLC	10/15/2021	Fuel and motor oil	\$32,498.29	Executive Director
67675	QCIA AIRPORT SERVICES	10/15/2021	Fueling operation & maintenance service fee for November 2021	\$25,000.00	Executive Director
67676	QUINT CITY CONSTRUCTION	10/15/2021	Concrete repair to parking lot	\$24,693.79	Board of Commissioners
67685	TERMINAL SYSTEMS INTERNATIONAL	10/15/2021	Hosting and support for automated flight updates/flight map	\$13,933.00	Executive Director
67688	TRANE U.S. INC	10/15/2021	170 ton air cooled chiller - progress payment #2 & final payment	\$153,527.40	Board of Commissioners
67693	UNITED ROTARY BRUSH CORP	10/15/2021	Broom core kits for snow equipment to be used on runways	\$24,288.00	Executive Director
1093	WELLS FARGO CORP TRUST SERV	10/29/2021	Principal on 2010 Series B -GO Alternate Revenue Bonds (paid for with PFC funds)	\$647,796.97	Board of Commissioners
67708	BLUE CROSS BLUE SHIELD OF ILLINOIS	10/29/2021	November 2021 administrative fees & premiums for health insurance	\$61,932.26	Executive Director
67711	CITY OF MOLINE	10/29/2021	Water and sewer for quarter ended 9/30/21	\$10,632.68	Executive Director
67741	MINDFIRE COMMUNICATIONS	10/29/2021	Holiday travel advertisements for TV, radio and print	\$15,800.00	Executive Director
67749	QCIA AIRPORT SERVICES	10/29/2021	Reimbursements for passenger services and part time dispatch labor	\$35,339.50	Executive Director
67750	QUINT CITY CONSTRUCTION	10/29/2021	Concrete repair to parking lot, drain patch - Southside, and sidewalk replacement - Air Control Tower	\$44,096.69	Board of Commissioners
67753	REALGY LLC	10/29/2021	Utilities September 2021	\$25,835.02	Executive Director
67769	WELLS FARGO CORP TRUST SERV	10/29/2021	Principal & interest on 2010 Series B -GO Alternate Revenue Bonds (paid for with 2010 unspent bond proceeds)	\$187,578.03	Board of Commissioners



MEMORANDUM

TO: Metropolitan Airport Board of Commissioners of Rock Island County, Illinois  
FROM: Angela Burch, CPA  
Director of Finance  
DATE: November 18, 2021  
RE: Annual Treasurer's Report

---

**ACTION REQUESTED:**

Approve and accept the Annual Treasurer's Report and publication of the report showing a summary of cash receipts and disbursements of the Metropolitan Airport Authority of Rock Island County, Illinois (Authority) for fiscal year 2021.

**BACKGROUND:**

In accordance with Illinois State Statutes (30 ILCS 15/ - Public Funds Statement Publication Act), an annual report of receipts and disbursements is required to be published in the newspaper and filed in the office of the county clerk within six months after the end of each fiscal year.

**ALTERNATIVES:**

Recommended Alternative: Approve and accept the Annual Treasurer's to be published in the Dispatch-Argus and subsequently filed with the Office of Rock Island County Clerk.

Alternative 2: Do not approve and accept the Annual Treasurer's to be published in the Dispatch-Argus and subsequently filed with the Office of Rock Island County Clerk. This is not a recommended alternative as it would lead to non-compliance with Illinois State Statutes.

**FISCAL IMPACT:**

None

**STRATEGIC PURPOSE:**

Strategic Objective 2: Increase revenues and improve overall financial stability – publishing an annual summary of receipts and disbursements and filing these records with the Office of Rock Island County Clerk provides transparency of public funds of the Authority and follows compliance with Illinois State Statutes.

**RECOMMENDATION:**

Approve and accept the Annual Treasurer's Report and publication of the report.



**ANNUAL TREASURER'S REPORT  
METROPOLITAN AIRPORT AUTHORITY OF ROCK ISLAND COUNTY, ILLINOIS  
SUMMARY OF RECEIPTS & DISBURSEMENTS  
July 1, 2020 - June 30, 2021**

**Total Bank Balances - All Accounts & Reserves, July 1, 2020** **\$23,348,367**

**Sources of Cash:**

Aeronautical Facilities	\$ 1,940,138	
Airline Terminal Complex	2,892,851	
General Aviation & Commercial/Industrial Activities	1,117,338	
Parking Lot	1,234,457	
General & Miscellaneous Activities	745,991	
Property Taxes	1,509,175	
Replacement Property Taxes	458,823	
Passenger and Customer Facility Charge Receipts & Interest	928,945	
Federal and State Grant Proceeds	11,963,452	
Proceeds from bond issuance-2020 General Obligation Bonds	14,609,237	
Investment and Other Interest Income	217,232	
Transfers Between Accounts and Other Sources	12,909,906	<b>\$50,527,545</b>

**Uses of Cash:**

General Operating Activities	5,058,136
Employee Benefits	701,062
Other Employee-Related	137,832
Rock Island County Collector - Property Tax	14,374

**Other Uses of Cash to Vendors:**

Telephone & Computer	340,499
Recurring Contract Services	1,082,129
Consulting, Audit, Engineering, Legal	315,788
Public Relations and Advertising	320,570
Various Insurance Expenses	679,191
Heat, Light, Power & Water	538,320

**Special Uses of Cash:**

Land & Land Improvements	205,465	
Construct Northwest Service Road Phase 2	214,360	
Rehabilitate Airfield Lighting Phase 1 & 2	590,425	
Runway 9/27 Runway Safety Area (RSA) Grading and Drainage	4,471,047	
Airport Master Plan Updates	41,353	
Aircraft Rescue & Fire Fighting (ARFF) vehicle & ancillary equipment	118,541	
Passenger boarding bridge replacement	45,929	
Shorten Runway 5/23 & Realign Taxiway A	285,182	
Project GATEWAY	90,016	
Vehicle replacements for Airfield & Building Maintenance	68,581	
Equipment- Vehicle lift, roadside message board, truck snow plow	73,794	
Buildings & Building Improvements- Rental house, ARFF overhead door replacement, Arsenal hangar	645,784	
Parking lot and other pavement repairs around airport	144,804	
	131,273	
Parking lot system - Parking Access Revenue Control System (PARCS)		
Fencing- West end lot and control operator updates for Gates 10, 13 & 22	68,308	
Computer equipment and software upgrades	16,550	
Other construction projects	22,607	
Bank loan & Promissory notes-principal & interest	504,000	
2010 General Obligation Bonds - principal & interest - non PFC	1,372,353	
2020 General Obligation Bonds - refunding of 2010 D&E Bonds	14,609,237	
2020 General Obligation Bonds - principal & interest - non PFC	177,284	
Passenger facility charge expenditures - 2020 GO Bonds P&I	247,300	
Transfers between accounts and other uses	12,548,368	<b>\$45,880,462</b>
<b>Total Bank Balances - All Accounts &amp; Reserves, June 30, 2021</b>		<b><u>\$27,995,450</u></b>

**METROPOLITAN AIRPORT AUTHORITY OF ROCK ISLAND COUNTY, ILLINOIS**  
**RECONCILIATION OF BANK AND INVESTED RESERVE BALANCES**  
**July 1, 2020 - June 30, 2021**

	<b>Account</b>	<b>Institution</b>	<b>Beginning Balance</b>	<b>Increases</b>	<b>Decreases</b>	<b>Net Changes</b>	<b>Ending Balance</b>
101-000	Cash on Hand - Petty Cash	MAA	\$325.00	\$0.00	\$0.00	\$0.00	\$325.00
102-000	Cash on Hand - Parking Lot Change	MAA	\$2,140.00	\$310.00	\$0.00	\$310.00	\$2,450.00
104-000	Checking - Parking Lot	TBK Bank	\$179,928.41	\$2,435,058.50	\$2,530,820.95	(\$95,762.45)	\$84,165.96
105-000	Checking - Operating	Wells Fargo	\$660,852.28	\$42,171,214.63	\$32,822,877.95	\$9,348,336.68	\$10,009,188.96
107-000	Checking - Payroll	TBK Bank	(\$951.65)	\$2,483,393.59	\$2,482,441.94	\$951.65	\$0.00
109-000	Checking - PFC	First Midwest Bank	\$0.00	\$1,008,360.31	\$795,693.32	\$212,666.99	\$212,666.99
112-000	Checking - Flexible Spending	Wells Fargo	\$10,712.98	\$7,210.02	\$9,181.85	(\$1,971.83)	\$8,741.15
113-000	Money Market Investment Pool	IPRIME	\$5,288,589.09	\$1,698.82	\$4,500,000.00	(\$4,498,301.18)	\$790,287.91
120-000	CD - Collateral P-Card Program	Wells Fargo	\$150,000.00	\$14.97	\$0.00	\$14.97	\$150,014.97
125-000	Cash - Restricted (105) - Series 2010C P&I	Wells Fargo	\$215,225.00	\$68,333.36	\$283,558.36	(\$215,225.00)	\$0.00
126-000	Cash - Restricted (109) - Series 2010 (PFC) P&I	First Midwest Bank	\$533,470.75	\$548,393.32	\$372,515.14	\$175,878.18	\$709,348.93
127-000	Cash - Restricted - 2020 Series Bond P/I	Wells Fargo	\$0.00	\$822,000.00	\$0.00	\$822,000.00	\$822,000.00
132-000	CD's - Operating Reserves	American Bank & Trust	\$3,624,149.98	\$74,230.27	\$0.00	\$74,230.27	\$3,698,380.25
133-000	Illinois Funds Money Market-Prop. & Replace. Tax	Illinois Funds	\$2,145,652.74	\$461,003.89	\$0.00	\$461,003.89	\$2,606,656.63
134-000	Money Market - CFC Depository Account	American Bank & Trust	\$289,971.72	\$293,483.55	\$521,466.56	(\$227,983.01)	\$61,988.71
136-000	Money Market/Investments- 2010 Bond Proceeds	Wells Fargo	\$2,438,727.79	\$33,113.41	\$1,561,906.41	(\$1,528,793.00)	\$909,934.79
137-000	Money Market-Operating Reserves	Blackhawk Bank &Trust	\$1,944,374.22	\$57,378.11	\$0.00	\$57,378.11	\$2,001,752.33
138-000	CD's - Property & Replacement Tax	Blackhawk Bank &Trust	\$5,865,198.90	\$62,348.19	\$0.00	\$62,348.19	\$5,927,547.09
			<b>\$23,348,367.21</b>	<b>\$50,527,544.94</b>	<b>\$45,880,462.48</b>	<b>\$4,647,082.46</b>	<b>\$27,995,449.67</b>

ORDINANCE NO: \_\_\_\_\_  
TO ABATE EXTENDING THE 2021 TAXES FOR THE PURPOSE OF  
BOND PAYMENT AND INTEREST,  
BOND ISSUE DATED SEPTEMBER 17, 2020

WHEREAS, the Metropolitan Airport Authority of Rock Island County, Illinois, did issue and sell General Obligation Bonds (Airport Alternate Revenue Series 2020) dated September 17, 2020 for the purpose of refunding outstanding Series 2010 D & E bonds of the Authority; and

WHEREAS, each year the County Clerk does extend a tax against real property within the District of the Metropolitan Airport Authority of Rock Island County, Illinois, for the said bond payments and interest; and,

WHEREAS, the Metropolitan Airport Authority of Rock Island County, Illinois, has received from certain revenues an amount of money equal to and sufficient for the payment of said Bond Issues for the 2021 tax year.

NOW, THEREFORE, BE IT ORDAINED, by the Board of Commissioners of the Metropolitan Airport Authority of Rock Island County, Illinois, that the County Clerk of Rock Island County, Illinois, be directed to abate the extension of **\$1,642,900** of the taxes levied for the bond and interest payments for the General Obligation Bonds (Airport Alternate Revenue Source Series 2020) dated September 17, 2020, which Ordinance was approved by the Board of Commissioners on May 19, 2020 and filed with the County Clerk on September 21, 2020.

BE IT FURTHER ORDAINED, that if this Ordinance is challenged and held to be invalid, then this action to abate a portion of the taxes levied by the original ordinance shall be null and void and of no effect, and the original Ordinance shall remain in force as if this Ordinance had never been adopted.

Resolution presented to the Board of Commissioners November 18, 2021; adoption moved by Commissioner \_\_\_\_\_, seconded \_\_\_\_\_.

ROLL CALL VOTE:

YEAS

NAYES:

ABSENT:

ABSTAIN:

Approved:

\_\_\_\_\_  
Chairman of the Board of Commissioners  
Metropolitan Airport Authority of Rock Island County, Illinois

ATTEST:

\_\_\_\_\_  
Assistant Secretary

## MEMORANDUM

TO: Metropolitan Airport Board of Commissioners of Rock Island County, Illinois  
("MAA")

FROM: Benjamin J. Leischner, A.A.E.

DATE: November 18, 2021

RE: FAA Airport Improvement Program Grant Award – Realign Taxiway Alpha

---

### **ACTION REQUESTED:**

RATIFY acceptance of the FAA Airport Improvement Program grant award in the amount of \$10,043,247 to fund the Realign Taxiway Alpha project.

### **BACKGROUND:**

The U.S. Department of Transportation's Federal Aviation Administration (FAA) awarded more than \$431.8 million in grants to build safer, more sustainable and accessible airports across the United States. The Airport Improvement Program (AIP) airport grant program, established by the Airport and Airway Improvement Act of 1982 (Public Law 97-248), funds airport infrastructure projects such as runways, taxiways, airport signage, airport lighting, and airport markings. The grants strengthen our nation's aviation infrastructure. Airports are entitled to a certain amount of AIP funding each year, based on passenger volume. If capital project needs exceed available entitlement funds, the FAA may supplement entitlements with discretionary funding.

The Realign Taxiway Alpha project includes the removal of several abandoned taxiways, the shortening of the Airport's GA runway from approximately 5,000 feet to 3,500 feet, and the reconfiguration of a parallel taxiway along the Airport's primary commercial service runway. Ultimately, this project removes what is commonly referred to as the "bullseye". The bullseye is a single point of pavement where all three (3) existing runways intersect. This existing geometry has been a specific safety concern and focus of the FAA for several years because of the risk of this complexity resulting in pilot confusion.

### **ALTERNATIVES:**

Recommended Alternative: Ratify acceptance of the AIP grant award dated September 21, 2021 to be used for all eligible expenses related to the Realign Taxiway Alpha project.

Alternative 2: Do not ratify acceptance of the grant. This is not the recommended alternative as this project addresses a significant safety concern relating to airfield layout and geometry and includes 100% federal funding and participation.

### **FINANCIAL IMPACT:**

Under the American Rescue Plan Act signed into law in March of 2021 by President Biden as part of additional economic support for industries impacted by COVID, the FAA plans to fund all



**METROPOLITAN AIRPORT AUTHORITY  
OF ROCK ISLAND COUNTY, ILLINOIS**

AIP projects at 100% for federal fiscal year 2021 and require no local match on behalf of the Airport which will save the Authority approximately \$1,000,000 on this project.

**STRATEGIC PURPOSE:**

Strategic Objective 1: Stabilize and grow enplanements while improving air service. This grant will allow the Airport to continue to maintain high quality facilities and increase the usability of the Airport for our airline partners, which directly increases the quality of air service the Airport is able to provide.

Strategic Objective 4: Provide safe, customer friendly and well maintained facilities and airfield infrastructure. This grant will allow the Airport to align with federal requirements, greatly increasing airfield safety, and increasing the usability of the airfield. Furthermore, the shortening of the runway results in eliminating two designated “hot spots”, resolving three action items from the Runway Safety Action Team that have carried over for four years, increasing the safety of the Airport for all users and decreasing risk for the Airport.

**RECOMMENDATION:**

RATIFY acceptance of the FAA Airport Improvement Program grant award in the amount of \$10,043,247 to fund the Realign Taxiway Alpha project.